

SKILLS & EMPLOYMENT EXECUTIVE BOARD

AUG 2019

Sheffield
City Region

OBJECTIVE OF THE SESSION

- Overview of the labour market
- Overview of Skills & Employment
- Current SCR programmes
- Emerging Trends



LABOUR MARKET OVERVIEW

Sheffield
City Region

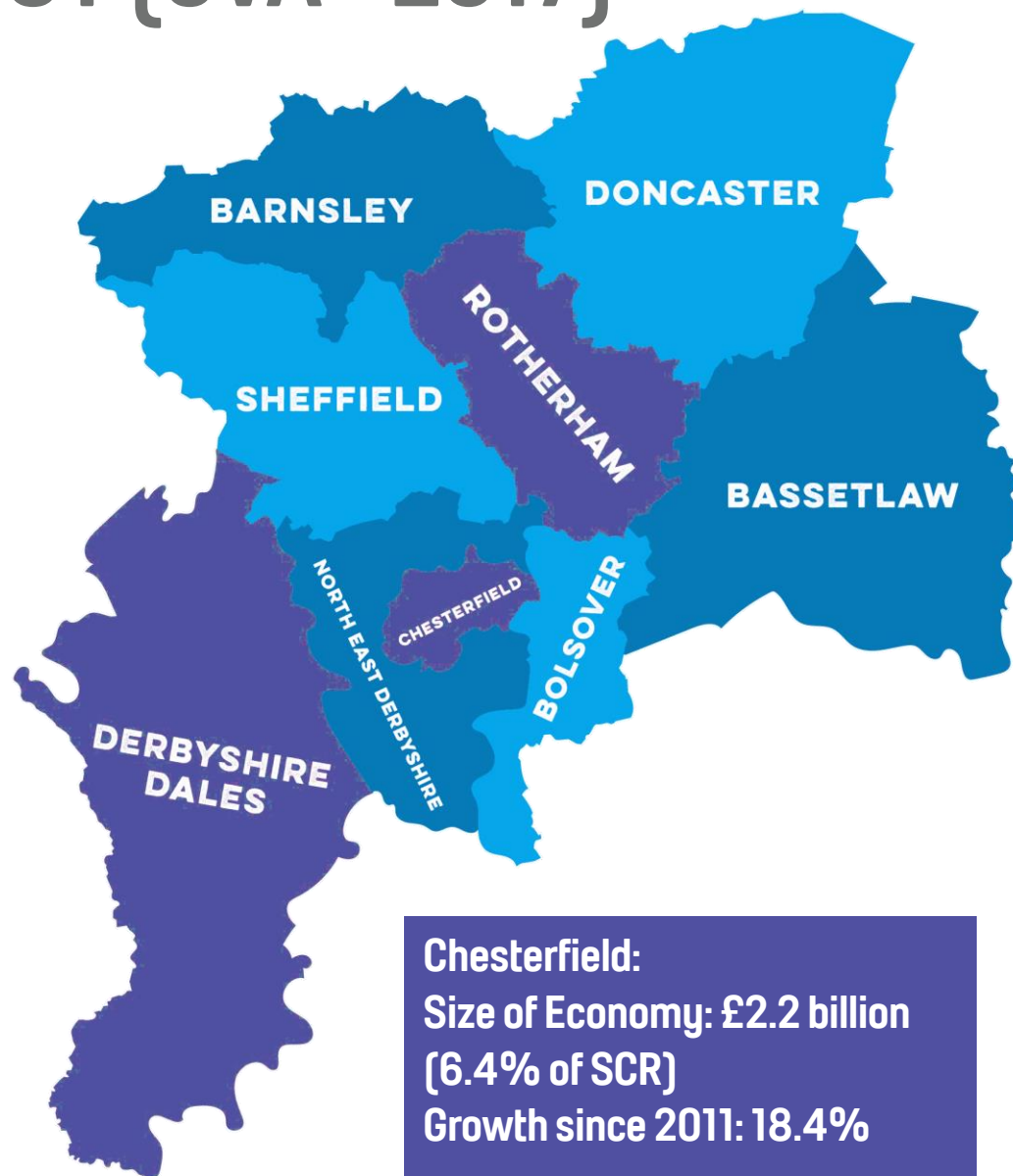
ECONOMIC OUTPUT (GVA - 2017)

Barnsley:
Size of Economy: £3.6 billion
(10.7% of SCR)
Growth Since 2011: 19.6%

Sheffield:
Size of Economy: £12 billion
(33.6% of SCR)
Growth since 2011: 11.7%

Derbyshire Dales:
Size of Economy: £1.7 billion
(5% SCR)
Growth since 2011: 12.5%

North East Derbyshire:
Size of Economy: £1.4 billion
(4.3% of SCR)
Growth since 2011: 11.38%



Doncaster:
Size of Economy: £5.5 billion
(15.2% of SCR)
Growth since 2011: 19.7%

Rotherham
Size of Economy: £4.8 billion
(13.3% of SCR)
Growth since 2011: 18.5%

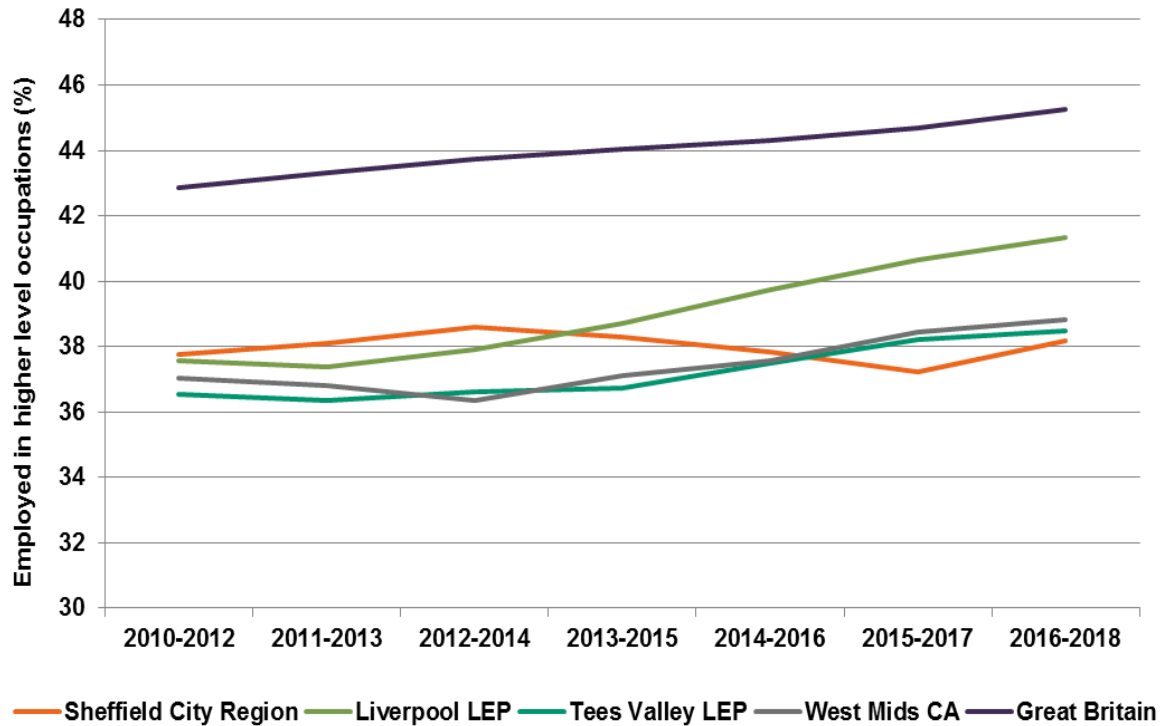
Bassetlaw
Size of Economy: £2.3 billion
(6.9% of SCR)
Growth since 2011: 16.1%

Chesterfield:
Size of Economy: £2.2 billion
(6.4% of SCR)
Growth since 2011: 18.4%

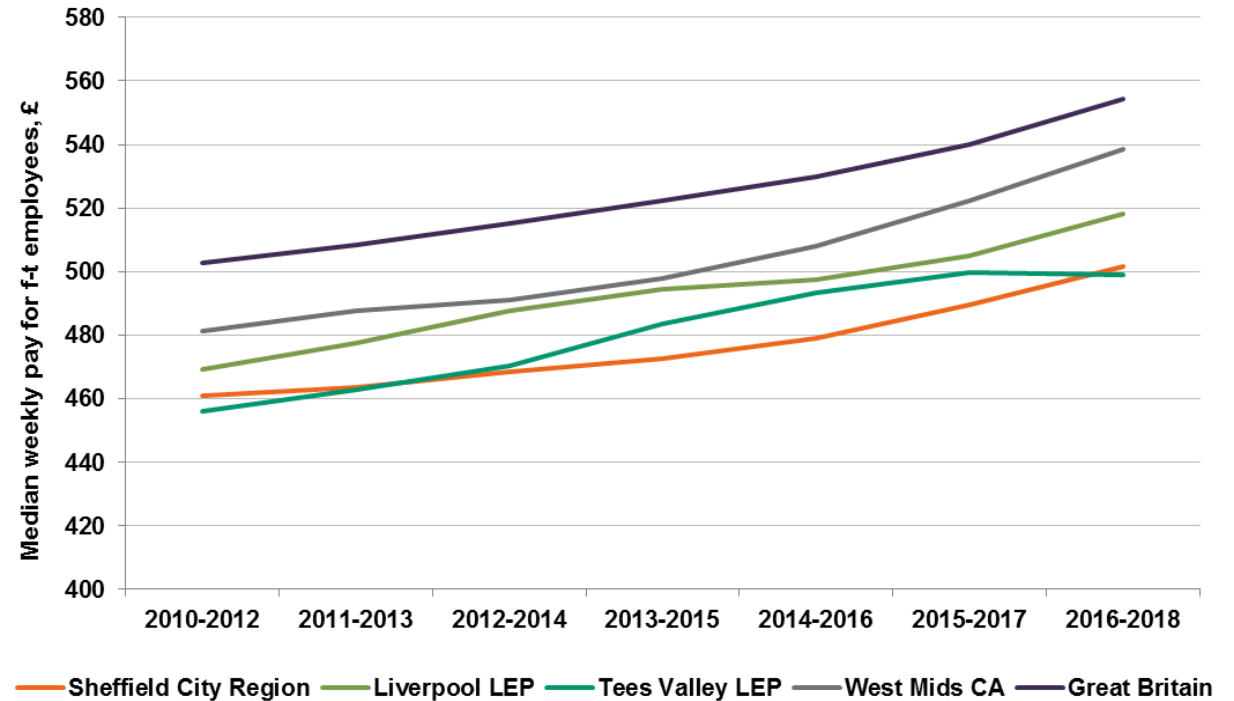
Bolsover:
Size of Economy: £1.5 billion
(4.5% of SCR)
Growth since 2011: 29.1%

SCR HAS EXPERIENCED EMPLOYMENT AND SOME PRODUCTIVITY GROWTH. BUT THIS HAS LARGELY BEEN IN LOW PAY AND LOW PRODUCTIVITY SECTORS AND NOT AT THE SCALE THAT CAN DRIVE TRANSFORMATIONAL ECONOMIC GROWTH

Employment in higher level occupations



Median gross weekly pay, full-time employees



IT'S NOT JUST ABOUT JOBS; IT'S ABOUT HIGHER QUALITY JOBS

**Current GVA
(2017/18):
£35bn**

**GVA if all
unemployed
were
employed:
£37bn**

**GVA if all
people
inactive who
wanted a job
were
employed:
£38bn**

**GVA if all
unemployed
and inactive
who wanted a
job were
employed:
£41bn**

**GVA if
productivity
matched UK
(with
London):
£44bn**

SKILLS & EMPLOYMENT

Sheffield
City Region

EMPLOYMENT PROFILE- SNAPSHOT

Employment levels
increased

Occupationally,
labour market
skewed to low
skills, high level
skills under-
represented

Employment by gender,
ethnicity and disability varies
considerably across the
region



UNEMPLOYMENT- SNAP SHOT

Unemployment levels 1%
above national average

Over 60,000 children
in workless
households

10th highest LEP for
economic inactivity

HEALTH & WAGES- SNAP SHOT

The background of the slide features a close-up, slightly blurred image of an open metal tin. The tin is tilted, and a large number of coins, including pennies and nickels, are spilling out onto a dark surface. The lighting is warm, creating a golden glow around the coins and the tin's rim.

**7th most
deprived
LEP for health
deprivation
and disability**

**Wages 10.5%
lower than
national
average**

**Higher
earning
potential at
L4+ &
Apprentices**

SKILLS DEMAND – SNAPSHOT

Complex to
predict

High level occupations
(skills sets) missing
from key sectors

High levels of growth
predicted around STEM
occupations (L3+)



SKILLS SUPPLY- SNAP SHOT



Key Stage 4
performance

550 level 4 starts
across Further
Education

70,000 adults with
no qualifications

Young People's
access to people in
higher level
occupations

60% of FE college
graded as
'requires
improvement'

INDUSTRY 4.0 – SNAP SHOT

Significant
disruptive change

Softer skills

Low skilled, existing
workforce most at
risk



WHAT IS SCR DOING?

Sheffield
City Region

CURRENT ACTIVITIES

Project	Description	Performance
Skills Bank	Second phase of programme to co-invest in training with business based on growth from training.	51 deals received 23 deals approved 331 learners (pipeline) Target 2,175 learners
Skills Capital	Ringfenced Local Growth Fund for capital projects to ensure we have world class training and education facilities.	£28m ringfenced £11m spent £3m committed £15m pipeline
Enterprise Advisor Network	Delivered through LA's, a network of Enterprise Co-ordinators work with schools to recruit volunteers from business to become Enterprise Advisor, supporting the school with their strategic careers strategy	106/110 schools engaged (target 100) 82 EAs (target 75) 88% satisfaction of Enterprise Advisors (target 70%) 95% school satisfaction (target 70%)
Health Led Employment Trial	SCR was one of two places in England to secure funds from the Work and Health Unit to test the effectiveness of health and employment support working together to support those with a health condition to either enter employment or help them to sustain employment if they are in work but struggling.	Target to engage 7500 participants in the trial (50% to receive the service) May 2019 Starts on the trial: 1551 (-21.26%) Sustaining involvement for 3 months: 644 (-39.92%) Job Starts: 439 (+99.55%)
European Social Fund	Working with the European Structural Investment Fund (ESIF) committee a number of projects have been commissioned which will support those out of work to overcome barriers to employment as well as supporting those young people at risk of becoming NEET.	£118,489,644 contracted £29,727,164 in procurement (bid deadline close September 2019)

DEVOLVED ADULT EDUCATION BUDGET

- Approx. £35m
- Delivered through Colleges, Local Authorities, 3rd Sector & private training providers
- Delivery of adult skills (maths, English, ESOL, L1, 2 and 3, support to find employment)
- Devolved in Aug 2020
- £15m on non entitlement
- Series of readiness checks with DfE

EMERGING TRENDS

Sheffield
City Region

YOUNG PEOPLE

Why?

- Attainment challenges at pre- 16
- High volumes of workless households
- Access to role models/world of work
- Industry 4.0

What?

- Focused engagement with schools
- Alternative models to address attainment (extra curricular?)
- Develop interactions with business
- Whole family approach

SUPPORT INTO WORK (ECONOMICALLY INACTIVE)

Why?

- Relative high employment levels
- BUT high, levels of economic inactivity
- BUT high level that want to work
- Don't engage with JCP

What?

- Target those with 1 or 2 barriers to work
- Learn from Health Led Trial
- Community based



IN WORK SUPPORT

Why?

- Over dominance of low level occupations
- Progression for those just entering labour market
- Low levels of L4 and above
- Ageing workforce

What?

- Tailored to meet learner entry point
- Flex Apprenticeship Levy – Training Levy
- Flex around Advanced learner loans

WORLD CLASS TECHNICAL EDUCATION

Why?

- High prevalence of STEM related occupations/industries
- Global Innovation Corridor
- Low levels of higher technical quals at L4+
- Quality of FE offer

What?

- Programme of capital investment
- LEP/CA active role on college quality
- Industry led teacher training programme



QUESTIONS?

Sheffield
City Region
